

There are many factors involved in selecting the right abrasive for your application.

- One Factor is...Size & Shape
- **GRIER** offers all standard shapes plus many custom shapes for your application
- Featured here: **“A”, “B” and “W” Shapes**


These parts are mounted on either 1/8” or 1/4” mandrels as our standard, but other sizes, shapes and mandrel diameters are available upon request.



“A” Shapes



“B” Shapes




“W” Shapes

For more information, see our other handouts:

- General Abrasive Information
- Grinding Wheels
- Segments
- And a wide variety of other specialty item handouts

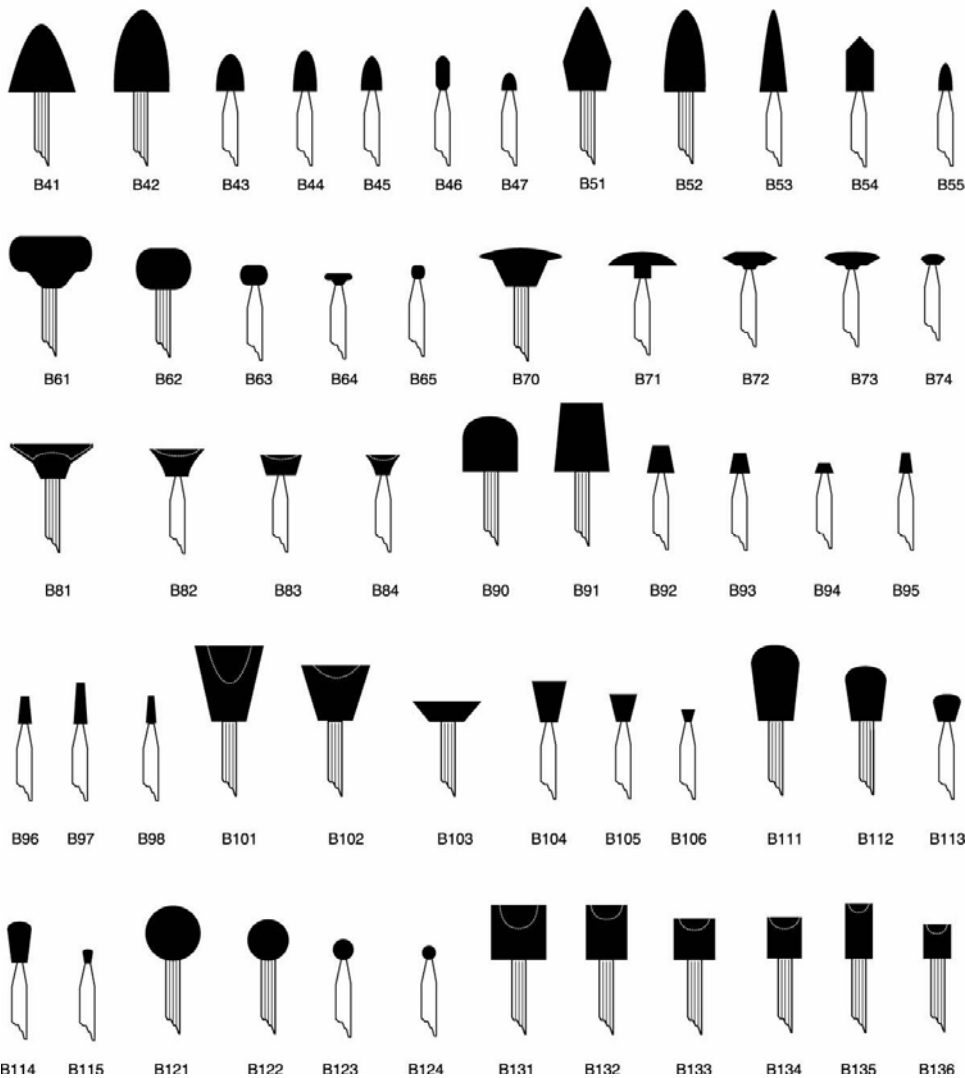
A's



TO ENLARGE HIT CTL=

1/4" DIA. MANDRELS			
SHAPE	DIA. (in.)	THICK. (in.)	MAX RPM @ 1/2" OVERHANG
A1	3/4	2 1/2	19,800
A2	1	1 1/4	38,200
A3	1	2 3/4	16,100
A4	1 1/4	1 1/4	30,560
A5	3/4	1 1/8	45,000
A6	3/4	1 1/8	39,000
A11	7/8	2	19,860
A12	11/16	1 1/4	48,000
A13	1 1/8	1 1/8	33,950
A14	11/16	7/8	55,560
A15	1/4	1 1/16	72,750
A21	1	1	34,500
A22	3/4	5/8	50,930
A23	3/4	1	39,370

1/4" DIA. MANDRELS			
SHAPE	DIA. (in.)	THICK. (in.)	MAX RPM @ 1/2" OVERHANG
A24	1/4	3/4	76,500
A25	1	1	35,620
A26	5/8	5/8	61,120
A31	1 3/8	1	27,780
A32	1	5/8	38,200
A33	1	1/2	38,200
A34	1 1/2	3/8	25,470
A35	1	3/8	38,200
A36	1 5/8	3/8	23,520
A37	1 1/4	1/4	30,560
A38	1	1	34,500
A39	3/4	3/4	47,250
A40	3/4	3/4	47,250



TO ENLARGE HIT CTL=

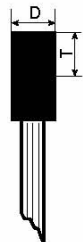
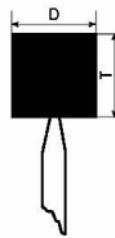
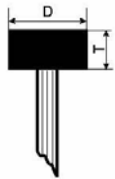
1/8" DIA. MANDRELS			
SHAPE	DIA. (in.)	THICK. (in.)	MAX RPM @ 1/2" OVERHANG
B41	5/8	5/8	33,750
B42	1/2	3/4	33,750
B43	1/4	5/16	81,370
B44	7/32	3/8	68,400
B45	3/16	5/16	104,250
B46	1/8	5/16	105,000
B47	1/8	5/32	105,000
B51	7/16	3/4	45,370
B52	3/8	3/4	45,370
B53	1/4	5/8	60,000
B54	1/4	1/2	60,000
B55	1/8	1/4	105,000
B61	3/4	5/16	38,250
B62	1/2	3/8	41,020
B63	1/4	3/16	92,400
B64	1/4	1/16	105,000
B65	1/8	1/8	105,000
B70	3/4	1/8	50,930
B71	5/8	1/8	61,120

1/8" DIA. MANDRELS			
SHAPE	DIA. (in.)	THICK. (in.)	MAX RPM @ 1/2" OVERHANG
B72	1/2	1/8	73,500
B73	1/2	1/8	73,500
B74	7/32	3/32	105,000
B81	3/4	3/16	50,930
B82	1/2	1/4	76,390
B83	3/8	3/16	87,699
B84	5/16	3/16	105,000
B90	1/2	1/2	81,370
B91	1/2	5/8	34,500
B92	1/4	1/4	81,370
B93	3/16	3/16	105,000
B94	11/64	3/32	105,000
B95	1/8	3/16	105,000
B96	1/8	1/4	105,000
B97	1/8	3/8	105,000
B98	3/32	1/4	105,000
B101	5/8	11/16	33,750
B102	5/8	1/2	45,370
B103	5/8	3/16	61,120

1/8" DIA. MANDRELS			
SHAPE	DIA. (in.)	THICK. (in.)	MAX RPM @ 1/2" OVERHANG
B104	5/16	3/8	68,400
B105	1/4	1/4	104,250
B106	1/8	7/64	105,000
B111	7/16	11/16	33,750
B112	3/8	1/2	45,370
B113	1/4	1/4	81,370
B114	7/32	3/8	68,400
B115	3/32	1/8	105,000
B121	1/2	1/2	45,370
B122	3/8	3/8	61,650
B123	3/16	3/16	104,250
B124	1/8	1/8	105,000
B131	1/2	1/2	34,500
B132	3/8	1/2	45,370
B133	3/8	3/8	54,000
B134	5/16	3/8	61,650
B135	1/4	1/2	60,000
B136	1/4	5/16	77,250

1/4" DIA. MANDRELS			
SHAPE	DIA. (in.)	THICK. (in.)	MAX RPM @ 1/2" OVERHANG
B41	5/8	5/8	61,120
B42	1/2	3/4	61,120
B51	7/16	3/4	81,000
B52	3/8	3/4	81,000
B61	3/4	5/16	50,930
B62	1/2	3/8	71,250
B71	5/8	1/8	61,120
B72	1/2	1/8	76,390
B73	1/2	1/8	76,290
B91	1/2	5/8	61,120
B101	5/8	11/16	61,120
B102	5/8	1/2	61,120
B111	7/16	11/16	66,000
B112	3/8	1/2	81,000
B121	1/2	1/2	76,390
B131	1/2	1/2	61,500
B132	3/8	1/2	81,000

TO ENLARGE HIT CTL=



1/8" DIA. MANDRELS			
SHAPE	DIA. (in.)	THICK. (in.)	MAX RPM @ 1/2" OVERHANG
W141	3/32	5/32	93,750
W142	3/32	1/4	93,750
W143	1/8	1/8	105,000
W144	1/8	1/4	105,000
W145	1/8	3/8	105,000
W146	1/8	1/2	105,000
W147	5/32	1/32	93,750
W148	5/32	1/16	93,750
W149	5/32	1/4	90,750
W150	3/16	1/16	93,750
W151	3/16	1/8	105,000
W152	3/16	1/4	105,000
W153	3/16	3/8	80,850
W154	3/16	1/2	70,500
W156	1/4	1/32	93,750
W157	1/4	1/16	123,000
W158	1/4	1/8	105,000
W159	1/4	3/16	92,400
W160	1/4	1/4	81,370
W161	1/4	5/16	77,250
W162	1/4	3/8	68,400
W163	1/4	1/2	60,000
W164	1/4	3/4	45,900
W165	5/16	1/16	107,400
W166	5/16	1/8	96,970
W167	5/16	1/4	75,000
W168	5/16	5/16	68,400
W169	5/16	3/8	61,650
W170	5/16	1/2	52,500
W171	5/16	3/4	37,120
W172	3/8	1/16	99,370
W173	3/8	1/8	87,600
W174	3/8	1/4	69,000
W175	3/8	3/8	54,000
W176	3/8	1/2	45,370
W177	3/8	3/4	33,750
W178	3/8	1	26,250
W180	1/2	1/32	79,000
W181	1/2	1/16	76,390
W182	1/2	1/8	73,500
W183	1/2	1/4	51,759
W184	1/2	3/8	41,020
W185	1/2	1/2	34,500
W186	1/2	3/4	26,250
W187	1/2	1	20,620
W190	5/8	1/16	61,120
W191	5/8	1/8	58,870
W192	5/8	1/4	43,120
W193	5/8	3/8	32,250
W194	5/8	1/2	29,400
W195	5/8	3/4	22,120
W196	5/8	1	17,620
W199	3/4	1/16	50,930
W200	3/4	1/8	50,930
W201	3/4	1/4	38,250
W202	3/4	3/8	30,600
W203	3/4	1/2	25,500
W204	3/4	3/4	18,900
W210	7/8	1/16	43,650
W211	7/8	1/8	43,650
W212	7/8	1/4	33,750
W213	7/8	3/8	27,000
W215	1	1/8	38,200
W216	1	1/4	30,520

1/4" DIA. MANDRELS			
SHAPE	DIA. (in.)	THICK. (in.)	MAX RPM @ 1/2" OVERHANG
W176	3/8	1/2	81,000
W177	3/8	3/4	66,000
W178	3/8	1	55,200
W179	3/8	1 1/4	45,750
W182	1/2	1/8	76,390
W183	1/2	1/4	76,390
W184	1/2	3/8	71,250
W185	1/2	1/2	61,500
W186	1/2	3/4	51,000
W187	1/2	1	40,500
W188	1/2	1 1/2	30,370
W189	1/2	2	24,000
W190	5/8	1/16	61,120
W191	5/8	1/8	61,120
W192	5/8	1/4	61,120
W193	5/8	3/8	61,120
W194	5/8	1/2	56,400
W195	5/8	3/4	46,500
W196	5/8	1	35,250
W197	5/8	2	21,000
W198	5/8	2 1/2	16,500
W201	3/4	1/4	50,930
W202	3/4	3/8	50,930
W203	3/4	1/2	50,930
W204	3/4	3/4	42,750
W205	3/4	1	34,500
W206	3/4	1 1/4	28,720
W207	3/4	1 1/2	24,000
W208	3/4	2	18,750
W209	3/4	2 1/2	15,000
W211	7/8	1/8	43,650
W212	7/8	1/4	43,650
W213	7/8	3/8	43,650
W215	1	1/8	38,200
W216	1	1/4	38,200
W217	1	3/8	38,200
W218	1	1/2	38,200
W219	1	3/4	35,100
W220	1	1	25,500
W221	1	1 1/2	19,120
W222	1	2	15,900
W223	1	2 1/2	15,900
W224	1	3	9,200
W225	1 1/4	1/4	30,560
W226	1 1/4	3/8	30,560
W227	1 1/4	1/2	30,560
W228	1 1/4	3/4	30,520
W229	1 1/4	1	24,000
W230	1 1/4	1 1/4	24,000
W231	1 1/4	1 1/2	17,620
W232	1 1/4	2	14,250
W235	1 1/2	1/4	25,470
W236	1 1/2	1/2	25,470
W237	1 1/2	1	22,500
W238	1 1/2	1 1/2	15,600
W239	1 1/2	2	12,750
W240	1 1/2	2 1/2	10,500
W241	1 1/2	3	9,000
W242	2	1	19,100
W243	2	1 1/2	14,500
W244	2	2	11,750
W245	2	2 1/2	9,600
W246	2	3	8,250

3/8" DIA. MANDRELS			
SHAPE	DIA. (in.)	THICK. (in.)	MAX RPM @ 1/2" OVERHANG
W223	1	2 1/2	24,740
W224	1	3	24,740
W231	1 1/4	1 1/2	30,560
W232	1 1/4	2	28,500
W238	1 1/2	1 1/2	25,470
W239	1 1/2	2	25,470
W240	1 1/2	2 1/2	21,000
W241	1 1/2	3	18,000
W242	2	1	19,100
W243	2	1 1/2	19,100
W244	2	2	19,100
W245	2	2 1/2	19,100
W246	2	3	16,500



123 Taft Drive
South Holland, IL 60473

Ph: 708-333-6445
Fx: 708-333-6554

Web: www.grierabrasive.com
Email: griersales@grierabrasive.com

